



AUDIO INTERFACE UNIT

IP-3010AF
(1CE/4CE)

DESCRIPTION

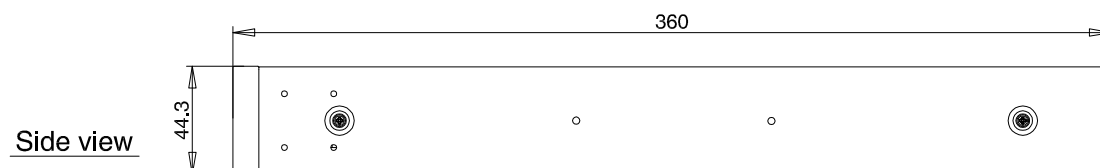
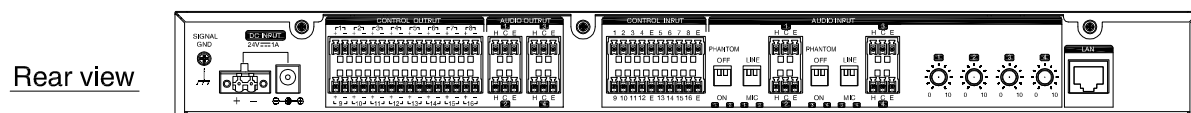
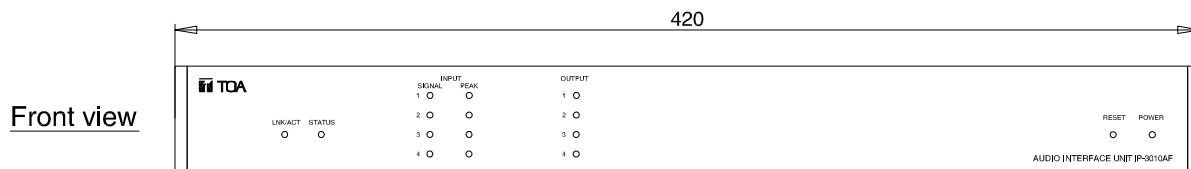
The IP-3010AF is an Audio interface unit designed for use with TOA's network PA system IP-3000 that employs the packet audio technology. It can transform analog audio signals to digital audio signals or transform digital audio signals to analog audio signals, and realize long-distance audio signal transmission through LAN or WAN.

SPECIFICATIONS

(*1) 0dB = 1Vrms

| | |
|--------------------|---|
| AC Power Source | AC 100-240V 50/60Hz, current consumption: less than 0.46A |
| DC Power Source | DC 24V, current consumption: less than 1A (removable terminal block 2pins) or AC adapter (Accessory) |
| Control input | 16 channels, no-voltage contact input, open voltage:24V DC, short-circuit current:5mA Max. , removable terminal block (20 pins) |
| Control output | 16 channels, relay output, contact withstand voltage:24V DC, control current:500mA Max. , removable terminal block (32 pins) |
| Network I/F | Network I/F: 100BASE-T Network protocol: TCP, UDP, ARP, RTP, CMP, TTP, IGMP, FTP Connector: RJ45 Connector Sound sampling frequency: 48kHz Quantifying bit number: 16 bits |
| Audio input | 4 channels electronic balanced (optional, transformer-isolated), MIC -60dB*1/LINE 0dB*1 (changeable), 2.2k Ω , removable terminal block (3 pins x4), phantom power supply (17V, can be set with the switch) |
| Audio output | 4 channels electronic balanced (optional, transformer-isolated), 0dB*1, 10k Ω , removable terminal block (3 pins x4) |
| Frequency Response | MIC 100Hz~16kHz \pm 3dB, LINE 20Hz~20kHz \pm 3dB |
| Switch | Front:Reset switch Rear:DIP switch (MIC/LINE gain switch, phantom power supply switch) |
| Display | Network LINK/ACT GREEN x1, STATUS GREEN x1, SIGNAL GREEN x4, PEAK RED x4, OUTPUT GREEN x4, POWER INDICATION GREEN x1 |
| Volume control | 4 channels input volume (Rear) |
| Finish | Steel plate, black, 30% gloss, paint |
| Dimensions | 420 (W) x 44.3(H) x 360 (D)mm |
| Weight | 4.3kg |
| Accessory | AC power adapter x1, plastic support arms x4, screws for support arm x4, removable terminal block 2P x1, removable terminal block 3P x8, cabinet fittings MB-15B x2, removable terminal block 10P x2, AC power cord x1, removable terminal block 16P x2, screws for cabinet fittings x8 |
| Option | Fittings use to mount the equipment on the wall: MB-2015ST Q |

APPEARANCE



UNIT: mm SCALE:1/3